

PLEASURES

burhéns

Art. Code: 0424

www.burbens.com



ARM 1+1,5-MODULE 100+1,5-MODULE 80+1,5-MODULE 400+ARM 1 in CALEIDO 11338-26 ROSEMARY

FRAME

All structural parts of the frame are made of solidwood.

SEAT CUSHION

The core consists of 35 kg (N120) highly elastic shape cut cold foam wrapped with a mix of siliconized fiber and feather.

The cushion is not reversible (not apply to leather).

BACK CUSHION

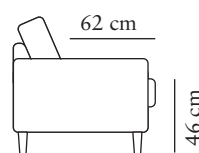
The inner cover is filled with a mix of siliconized fiber and feather.

The cushion is reversible (not apply to leather).

UPHOLSTERY

This style is fixed and available with fabric and leather.


The cushion cover, in fabric, can be removed and washed according to washing and care instructions (not leather).



LEGS




COLOURS




04
White
Pigmented Oak



05
Oiled Oak



18
Smoked Oak



22
Dark Brown Oak



02
Black

PLEASURES

burhéns

www.burbens.com

Measurements may vary +/-3%, depending on the choice of upholstery and combination.

1,5-MODULE 80
Art. Code: 3065



width•depth•height
81•102•83

ARM 1+1,5-MODULE 80
Art. Code: 3065-1011



width•depth•height
92•102•83

1,5-MODULE 80+ARM 1
Art. Code: 3065-1012



width•depth•height
92•102•83

ARM 1+1,5-MODULE 80+ARM 1
Art. Code: 3065-1013



width•depth•height
103•102•83

1,5-MODULE 100
Art. Code: 3055



width•depth•height
101•102•83

ARM 1+1,5-MODULE 100
Art. Code: 3055-1011



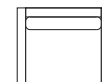
width•depth•height
112•102•83

1,5-MODULE 100+ARM 1
Art. Code: 3055-1012




width•depth•height
112•102•83

ARM 1+1,5-MODULE 100+ARM 1
Art. Code: 3055-1013



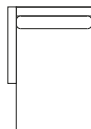
width•depth•height
123•102•83

CHL MODULE
Art. Code: 3590



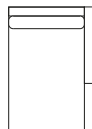
width•depth•height
101•167•83

ARM 1+CHL MODULE
Art. Code: 3590-1011



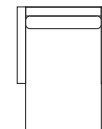
width•depth•height
112•167•83

CHL MODULE+ARM 1
Art. Code: 3590-1012



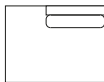
width•depth•height
112•167•83

ARM 1+CHL MODULE+ARM 1
Art. Code: 3590-1013



width•depth•height
123•167•83

END PART MODULE L
Art. Code: 3550



width•depth•height
132•102•83

END PART MODULE R
Art. Code: 3560



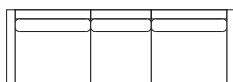
width•depth•height
132•102•83

C MODULE 90° STRAIGHT
Art. Code: 3401



width•depth•height
100•100•83

ARM 1+1,5-MODULE 100
+1,5-MODULE
+1,5-MODULE 100+ARM 1
Art. Code: 6114-1013



width•depth•height
311•102•83