



ARM 1+2,5-MODULE+C MODULE 90°+2,5-MODULE+ARM 1 in MORE 11268-01 OLD WHITE

FRAME

All structural parts of the frame are made of solidwood.

SEAT CUSHION

The core consists of 35 kg (N120) highly elastic shape cut cold foam wrapped with a mix of siliconized fiber and feather.

The cushion is reversible (not apply to leather).

BACK CUSHION

CASUAL

The core consists of 23 kg (N60) highly elastic shape cut cold foam wrapped with a mix of siliconized fiber and feather.

The cushion is reversible (not apply to leather).

CHILL

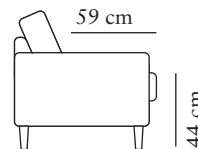
The inner cover is filled with a mix of siliconized fiber and feather.

The cushion is reversible (not apply to leather).

UPHOLSTERY

The style is fixed cover and available with fabric and leather.


The cushion cover, in fabric, can be removed and washed according to washing and care instructions.



LEGS

No 1

for some modules instead of leg # 1



COLOURS



04
White
Pigmented Oak



05
Oiled Oak



06
Oiled Walnut



18
Smoked Oak



03
Colonial



02
Black

Measurements may vary +/-3%, depending on the choice of upholstery and combination.

ARMREST 1

Art. Code L: 3000-1011
Art. Code R: 3000-1012



width•depth•height
24x98x60

1,5-MODULE

Art. Code: 3050



width•depth•height
100x100x88

ARM 1+1,5-MODULE

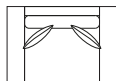
Art. Code ARM L: 3050-1011
Art. Code ARM R: 3050-1012



width•depth•height
124x100x88

1,5-SEATER (ARM 1)

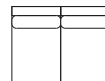
Art. Code:1150-1013



width•depth•height
148x100x88

2-MODULE

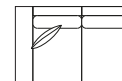
Art. Code: 3100



width•depth•height
130x100x88

ARM 1+2-MODULE

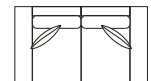
Art. Code ARM L: 3100-1011
Art. Code ARM R: 3100-1012



width•depth•height
154x100x88

2-SEATER (ARM 1)

Art. Code: 1200-1013



width•depth•height
178x100x88

2,5-MODULE

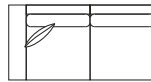
Art. Code: 3150



width•depth•height
170x100x88

ARM 1+2,5-MODULE

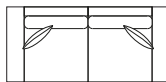
Art. Code ARM L: 3150-1011
Art. Code ARM R: 3150-1012



width•depth•height
194x100x88

2,5-SEATER (ARM 1)

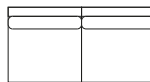
Art. Code: 1250-1013



width•depth•height
218x100x88

3-MODULE (2/2)

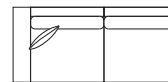
Art. Code: 3215



width•depth•height
195x100x88

ARM 1+3-MODULE (2/2)

Art. Code ARM L: 3215-1011
Art. Code ARM R: 3215-1012



width•depth•height
219x100x88

3-SEATER (2/2) (ARM 1)

Art. Code: 1303-1013



width•depth•height
243x100x88

C MODULE 90°

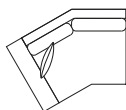
Art. Code: 3400



width•depth•height
113x113x88

ARM 1+C-MODULE 30°

Art. Code ARM L: 3490-1011
Art. Code ARM R: 3490-1012



width•depth•height
159x136x88

ARM 1+CHL MODULE X-LARGE L

Art. Code ARM L: 3620-1011
Art. Code ARM R: 3630-1012



width•depth•height
85/114x184x88

DIVAN MODULE L

Art. Code L: 3640
Art. Code R: 3650



width•depth•height
102x231x88

END PART MODULE L

Art. Code L: 3550
Art. Code R: 3560



width•depth•height
102x131x88

FOOTSTOOL 1

Art. Code: 1050-0000



width•depth•height
86x60x44

FOOTSTOOL 2

Art. Code: 1051-0000



width•depth•height
120x80x48

1,5-MODULE

Art. Code: 3050



width•depth•height
100x100x92

ARM 1+1,5-MODULE

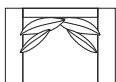
Art. Code ARM L: 3050-1011
Art. Code ARM R: 3050-1012



width•depth•height
124x100x92

1,5-SEATER (ARM 1)

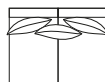
Art. Code:1150-1013



width•depth•height
148x100x92

2-MODULE

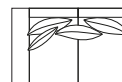
Art. Code: 3100



width•depth•height
130x100x92

ARM 1+2-MODULE

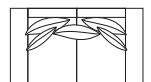
Art. Code ARM L: 3100-1011
Art. Code ARM R: 3100-1012



width•depth•height
154x100x92

2-SEATER (ARM 1)

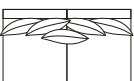
Art. Code: 1200-1013



width•depth•height
178x100x92

2,5-MODULE

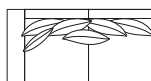
Art. Code: 3150



width•depth•height
170x100x92

ARM 1+2,5-MODULE

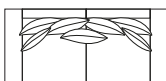
Art. Code ARM L: 3150-1011
Art. Code ARM R: 3150-1012



width•depth•height
194x100x92

2,5-SEATER (ARM 1)

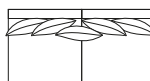
Art. Code: 1250-1013



width•depth•height
218x100x92

3-MODULE (2)

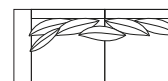
Art. Code: 3200



width•depth•height
195x100x92

ARM 1+3-MODULE (2)

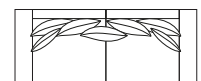
Art. Code ARM L: 3200-1011
Art. Code ARM R: 3200-1012



width•depth•height
219x100x92

3-SEATER (2) (ARM 1)

Art. Code: 1301-1013



width•depth•height
243x100x92

C MODULE 90°

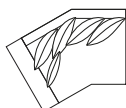
Art. Code: 3400



width•depth•height
113x113x92

ARM 1+C-MODULE 30°

Art. Code ARM L: 3490-1011
Art. Code ARM R: 3490-1012



width•depth•height
159x136x92

ARM 1+CHL MODULE X-LARGE L

Art. Code ARM L: 3620-1011
Art. Code ARM R: 3630-1012



width•depth•height
85/114x184x92

DIVAN MODULE L

Art. Code L: 3640
Art. Code R: 3650



width•depth•height
102x231x88

END PART MODULE L

Art. Code L: 3550
Art. Code R: 3560



width•depth•height
102x131x92