



MEDA 11057-61 KELP

## FRAME

All structural parts of the frame are made of solidwood.

## SEAT CUSHION

The core consists of 50 kg (N120) highly elastic shape cut cold foam with a siliconized fiber and feather top.

The cushion is not reversible.

## BACK CUSHION

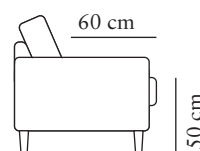
The inner cover is filled with a mix of siliconized fiber and feather.

The cushion is reversible (not apply to leather).

## UPHOLSTERY

The style is fixed cover and available with fabric and leather.

The cushion cover, in fabric, can be removed and washed according to washing and care instructions.



## LEGS



## COLOURS



09  
Chrome



14  
Powder  
coated black

Measurements may vary +/-3%, depending on the choice of upholstery and combination.

## 1-SEATER

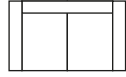
Art. Code: 1100-1013



width•depth•height  
82•94•91

## 2-SEATER

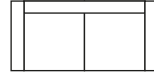
Art. Code: 1200-1013



width•depth•height  
152•94•96

## 2,5-SEATER

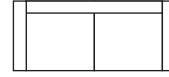
Art. Code: 1250-1013



width•depth•height  
207•94•96

## 3-SEATER (2/2)

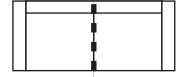
Art. Code: 1303-1013



width•depth•height  
232•94•96

## 3,5-SEATER (2/2)

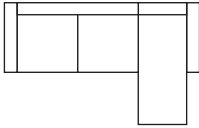
Art. Code: 1361-1013



width•depth•height  
252•94•96

## 2,5+CHL

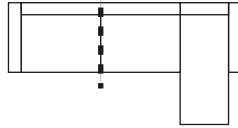
Art. Code CHL L: 1723-1013  
Art. Code CHL R: 1722-1013



width•depth•height  
288•94/161•96

## 3,5(2/2)+CHL

Art. Code CHL L: 1747-1013  
Art. Code CHL R: 1746-1013



width•depth•height  
333•94/161•96

## FOOTSTOOL 1

Art. Code: 1050-0000



width•depth•height  
71•52•50

## FOOTSTOOL 2

Art. Code: 1051-0000



width•depth•height  
101•82•50