



LINO 11231-28 DARK SLATE

**FRAME**

All structural parts of the frame are made of solidwood.

**SEAT CUSHION**

The core consists of 35 kg (N120) highly elastic shape cut cold foam with a siliconized fiber and feather top.

The cushion is not reversible.

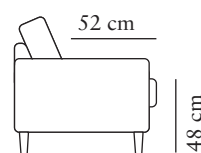
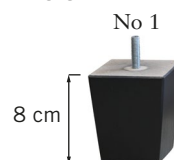
**BACK CUSHION**

The inner cover is filled with a mix of siliconized fiber and feather.

The cushion is reversible (not apply to leather).

**UPHOLSTERY**

The style is loose cover and available with fabric. The covers / cushion covers, can be removed and washed according to washing instructions.

**LEGS****COLOURS**

04  
White  
Pigmented Oak



05  
Oiled Oak



06  
Oiled Walnut



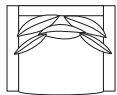
03  
Colonial



02  
Black

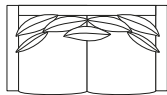
Measurements may vary +/-3%, depending on the choice of upholstery and combination.

1,5-SEATER LC  
Art. Code: 1150-1013



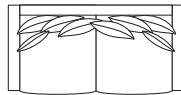
width•depth•height  
142•113•94

2,5-SEATER LC  
Art. Code: 1250-1013



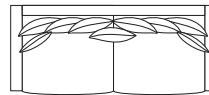
width•depth•height  
212•113•94

3-SEATER (2) LC  
Art. Code: 1301-1013



width•depth•height  
232•113•94

3,5-SEATER (2) LC  
Art. Code: 1360-1013



width•depth•height  
272•113•94

FOOTSTOOL 1 LC  
Art. Code: 1050-0000



width•depth•height  
124•84•50