

TWIST

burhéns

Art. Code: 0137

www.burbens.com



MORRIS 11239-01 NATURAL

FRAME

All structural parts of the frame are made of solidwood.

SEAT CUSHION

The core consists of three layers of 35 kg (N120), 35 kg (N180) and 35 kg (N120) highly elastic shape cut cold foam with various thicknesses, covered with fiber padding.

The cushion is reversible (not apply to leather).

BACK CUSHION

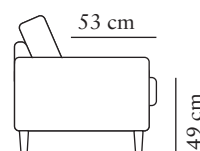
The core consists of 30 kg (N40) highly elastic shape cut cold foam, covered with fiber padding.

The cushion is reversible (not apply to leather).

UPHOLSTERY

This style is fixed and available with fabric and leather.


The cushion cover, in fabric, can be removed and washed according to washing and care instructions (not leather).



LEGS



COLOURS



04
White
Pigmented Oak



05
Oiled Oak



06
Oiled Walnut



03
Colonial



02
Black

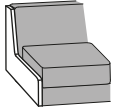
TWIST

burhéns

www.burbens.com

Measurements may vary +/-3%, depending on the choice of upholstery and combination.

ARMREST END PART
Art. Code L: 3671-0001
Art. Code R: 3671-0002



width
3 cm

ARMREST 1
Art. Code L: 3000-1011
Art. Code R: 3000-1012



width•depth•height
12•89•64

ARMREST 3
Art. Code L: 3000-1031
Art. Code R: 3000-1032



width•depth•height
13•89•58

ARMREST 4
Art. Code L: 3000-1041
Art. Code R: 3000-1042



width•depth•height
7•89•58

1-MODULE
Art. Code: 3010



width•depth•height
60x92x89

1,5-MODULE
Art. Code: 3050



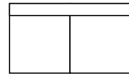
width•depth•height
90x92x89

2-MODULE
Art. Code: 3100



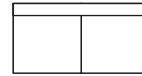
width•depth•height
120x92x89

2,5-MODULE
Art. Code: 3150



width•depth•height
160x92x89

3-MODULE (2)
Art. Code: 3200



width•depth•height
180x92x89

3-MODULE (3)
Art. Code: 3250



width•depth•height
180x92x89

3,5-MODULE (2/2)
Art. Code: 3301



width•depth•height
195•92•89

3,5-MODULE (3/3)
Art. Code: 3305



width•depth•height
195•92•89

C MODULE 90°
Art. Code: 3400



width•depth•height
100x100x89

C MODULE 90° ROUND
Art. Code: 3410



width•depth•height
100x100x89

C MODULE 45°
Art. Code: 3440



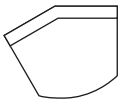
width•depth•height
106/40x84x89

C MODULE 30°
Art. Code: 3490



width•depth•height
154x119/92x89

C MODULE 30° ROUND
Art. Code: 3500



width•depth•height
154x122/92x89

CHL MODULE
Art. Code: 3590



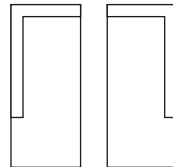
width•depth•height
64x161x89

CHL MODULE L/R
Art. Code L: 3595
Art. Code R: 3596



width•depth•height
60/72x161x89

DIVAN MODULE L/R
Art. Code L: 3640
Art. Code R: 3650



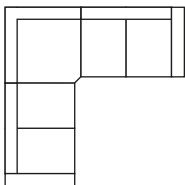
width•depth•height
96x215x89

FOOTSTOOL 1
Art. Code: 1050



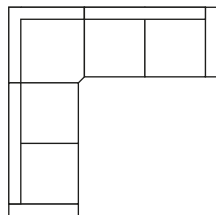
width•depth•height
65x60x47

**ARM 3+2-MODULE
+C MODULE 90°
+2-MODULE+ARM 3**
Art. Code: 4950-1033



width•depth•height
232/92x232/92x89

**ARM 3+2,5-MODULE
+C MODULE 90°
+2,5-MODULE+ARM 3**
Art. Code: 4960-1033



width•depth•height
273x92/273x89