



DAPHNE 11160-02 LINEN

## FRAME

All structural parts of the frame are made of solidwood.

## SEAT CUSHION

The core consist of 44 kg (N180) highly elastic shape cut cold foam covered with a mix of siliconized fibre, feather and latex.

The cushion is not reversible.

## BACK CUSHION

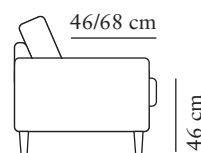
The inner cover is filled with a mix of latex, siliconized fiber and feather.

The cushion is reversible (not apply to leather).

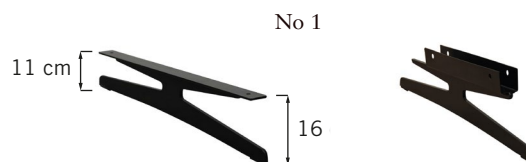
## UPHOLSTERY

This style is fixed and available with fabric and leather.

The cushion cover, in fabric, can be removed and washed according to washing and care instructions (not leather).



## LEGS



## COLOURS



09  
Chrome



14  
Powder  
coated black



16  
Powder  
coated gold

Measurements may vary +/-3%, depending on the choice of upholstery and combination.

1,5-MODULE 70  
Art. Code: 3066-0000



width•depth•height  
71x102x99

1,5-MODULE 90  
Art. Code: 3052-0000



width•depth•height  
91x102x99

1,5-MODULE 110  
Art. Code: 3058-0000



width•depth•height  
111x102x99

1,5-MODULE 70+ARM 1  
Art. Code ARM L: 4030-1011  
Art. Code ARM R: 4030-1012



width•depth•height  
89x102x99

1,5-MODULE 90+ARM 1  
Art. Code ARM L: 4027-1011  
Art. Code ARM R: 4027-1012



width•depth•height  
109x102x99

1,5-MODULE 110+ARM 1  
Art. Code ARM L: 4028-1011  
Art. Code ARM R: 4028-1012




width•depth•height  
129x102x99

CHL (110)+ARM  
Art. Code CHL L: 3595-1011  
Art. Code CHL R: 3596-1012




width•depth•height  
128•164•99

1,5(90)+1,5(90)  
Art. Code: 2062-1013




width•depth•height  
216x102x99

1,5(110)+1,5(110)  
Art. Code: 2069-1013




width•depth•height  
256x102x99

1,5(90)+1,5(70)+1,5(90)  
Art. Code: 2065-1013




width•depth•height  
286x102x99

1,5(90)+1,5(90)+1,5(90)  
Art. Code: 2063-1013



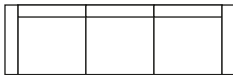
width•depth•height  
306x102x99

1,5(90)+1,5(110)+1,5(90)  
Art. Code: 2064-1013




width•depth•height  
326x102x99

1,5(110)+1,5(90)+1,5(110)  
Art. Code: 2068-1013



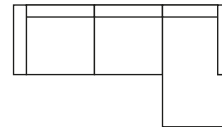
width•depth•height  
346x102x99

1,5(110)+1,5(110)+1,5(110)  
Art. Code: 2067-1013



width•depth•height  
366x102x99

1,5(110)+1,5(90)+CHL(110)  
Art. Code CHL L: 2123-1013  
Art. Code CHL R: 2122-1013



width•depth•height  
346x102/164x99