

# NUMBER ONE

burhens



www.burhens.com



# MY BED. MY STYLE.



Continental  
Art. Code: 1863-0000  
width•depth  
180•200



Continental  
Art. Code: 1862-0000  
width•depth  
160•200



Continental  
Art. Code: 1861-0000  
width•depth  
140•200



Frame Bed  
Art. Code: 1852-0000  
width•depth  
140•200



Frame Bed  
Art. Code: 1851-0000  
width•depth  
120•200



Frame Bed  
Art. Code: 1850-0000  
width•depth  
90•200

## CONTINENTAL


The ambition is to create an affordable bed with very nice pressure relief and comfort. The bed has a lower core of bonell and an upper core of 5-zone pocket spring - medium or firm and edge-reinforced sides. The progressive pocket springs provide a good pressure relief adapted to the user's body weight. The bed's progressive mattress gives the user a sense of weightlessness.

## FRAME BED

A nicer frame bed with great content. With the flexible 5-zone pocket spring - medium or firm which is divided by the body, you get a bed that relives and provides support so you can relax and sleep well. The lower is of bonell which gives the bed extra good compliance. The spring mattress has edge-reinforced sides.



Headboard Baroco  
Art. Code: 1834-0000  
width•depth•height  
182•8•127



Headboard Diva  
Art. Code: 1814-0000  
width•depth•height  
182•10•127



Headboard Bachelor  
Art. Code: 1804-000  
width•depth•height  
182•10•127

## TOP MATTRESS



COLD FOAM Thickness 4 or 7 cm

Cold foam is a highly elastic material that provides a firmer and harder support than memory foam. The material does not conform to the body in the same way, providing a smoother and firmer surface on the bed, and it does not yield to pressure and body heat to the same degree. With a high resistance foam mattress, you will enjoy a good night's sleep with very high comfort. An advantage of high resistance foam is the material's ability to ventilate, which gives a cleaner and healthier bed climate. The mattress is suitable for allergy sufferers. Easy to keep clean as you can remove the upholstery and wash it in the machine.



MEMORY FOAM Thickness 4 or 7 cm

Memory foam is pressure-relieving and conforms to your body to provide optimal support for best sleeping comfort. Memory foam distributes your body weight and reduces pressure points that can lead to disturbed sleep. The mattress feels less hot and has a better ventilation than other mattress pads. Memory foam is hypoallergenic and hygienic. Easy to keep clean as you can remove the upholstery and wash it in the machine.



LATEX Thickness 4 or 7 cm

The open cell structure of latex provides very good air and moisture transporting properties. The pad is perforated to provide optimum ventilation. Bacteria and mites thrive badly in latex; therefore, the bed climate becomes cleaner and healthier. Easy to keep clean as you can remove the upholstery and wash it in the machine. Although latex does not "give in" as a memory foam, you still get good support and great comfort.

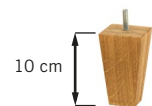
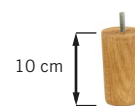
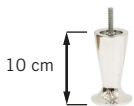
## HANDLE

Available in fabric or leather, the choice is yours.

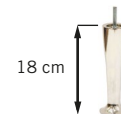
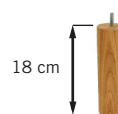
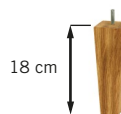
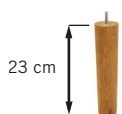


## LEGS

### CONTINENTAL




### FRAME BED



04  
White  
Pigmented Oak



05  
Oiled Oak



06  
Oiled Walnut




03  
Colonial



02  
Black



09  
Chrome

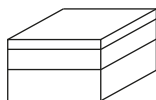


14  
Powder  
coated black

## BEDS AND HEADBOARDS

CONTINENTAL 140

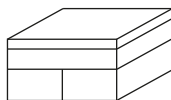
Art. Code:1861-0000



width•depth•height  
140•200•73

CONTINENTAL 160

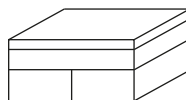
Art. Code:1862-0000



width•depth•height  
160•200•73

CONTINENTAL 180

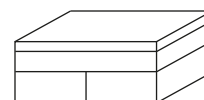
Art. Code:1863-0000



width•depth•height  
180•200•73

CONTINENTAL 180 EXTRA LONG

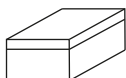
Art. Code: 1864-0000



width•depth•height  
180•210•73

FRAME BED 90

Art. Code: 1850-0000



width•depth•height  
90•200•62

FRAME BED 120

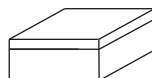
Art. Code: 1851-0000



width•depth•height  
120•200•62

FRAME BED 140

Art. Code: 1852-0000




width•depth•height  
140•200•62

## NAILS

BAROCO 90


Art. Code: 1830-0000



width•depth•height  
92•8•127

BAROCO 120


Art. Code: 1831-0000



width•depth•height  
122•8•127

BAROCO 140

Art. Code: 1832-0000



width•depth•height  
142•8•127

BAROCO 160

Art. Code: 1833-0000



width•depth•height  
162•8•127

BAROCO 180

Art. Code: 1834-0000

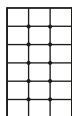


width•depth•height  
182•8•127

## DEEP PADDED WITH BUTTONS

DIVA 90

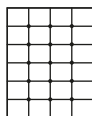
Art. Code: 1810-0000



width•depth•height  
92•10•127

DIVA 120

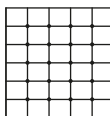
Art. Code: 1811-0000



width•depth•height  
122•10•127

DIVA 140


Art. Code: 1812-0000



width•depth•height  
142•10•127

DIVA 160

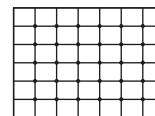
Art. Code: 1813-0000



width•depth•height  
162•10•127

DIVA 180

Art. Code: 1814-0000




width•depth•height  
182•10•127

## BUTTONS

BACHELOR 90

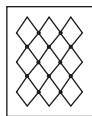
Art. Code: 1800-0000



width•depth•height  
92•10•127

BACHELOR 120


Art. Code: 1801-0000



width•depth•height  
122•10•127

BACHELOR 140

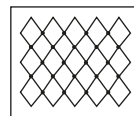
Art. Code: 1802-0000



width•depth•height  
142•10•127

BACHELOR 160

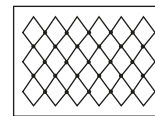
Art. Code: 1803-0000



width•depth•height  
162•10•127

BACHELOR 180

Art. Code: 1804-0000



width•depth•height  
182•10•127

Continental: The dimensions are based on 7 cm bed mattress and 10 cm high legs. Frame bed: The dimensions are based on 7 cm bed mattress and 18 cm high legs. The dimensions can vary +/- 3% depending on the combination. We reserve for printing errors and design changes.

# burhéns