



VINTAGE 22006-62 TAUPE

## FRAME

All structural parts of the frame are made of solidwood.

## SEAT CUSHION

### FABRIC

The core consists of 35 kg (N120) highly elastic shape cut cold foam, covered with fiber padding.

The cushion is reversible (not apply to leather).

### LEATHER

The core consists of 44 kg (N180) highly elastic shape cut cold foam, covered with fiber padding.

The cushion is not reversible.

## BACK CUSHION

### FABRIC

The inner cover is filled with siliconized fiber.

The cushion is reversible (not apply to leather).

### LEATHER

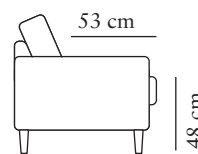
The core consists of 30 kg (N40) highly elastic shape cut cold foam, covered with fiber padding.

The cushion is not reversible.

## UPHOLSTERY

The style is fixed cover and available with fabric and leather.

The cushion cover, in fabric, can be removed and washed according to washing and care instructions.



## LEGS



no 1



no 2



No 3

## COLOURS




01  
White



04  
White  
Pigmented Oak



05  
Oiled Oak



06  
Oiled Walnut



03  
Colonial



02  
Black



09  
Chrome



14  
Powder  
coated black

# TIME TO RELAX

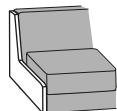
burhéns

[www.burbens.com](http://www.burbens.com)

Measurements may vary +/-3%, depending on the choice of upholstery and combination.

## ARMREST ENDPART

Art. Code L:  
Art. Code R:



width  
3 cm

## ARMREST 1

Art. Code L:  
Art. Code R:



width•depth•height  
20x89x62

## ARMREST 2

Art. Code L:  
Art. Code R:



width•depth•height  
16x89x50

## ARMREST 3

Art. Code L:  
Art. Code R:



width•depth•height  
10x89x63

## ARMREST 4

Art. Code L:  
Art. Code R:



width•depth•height  
14x89x66

## ARMREST 5

Art. Code L:  
Art. Code R:



width•depth•height  
14x89x66

## 1-MODULE 65

Art. Code:



width•depth•height  
65x93x89

## 1-MODULE 75

Art. Code:



width•depth•height  
75x93x89

## 1,5-MODULE

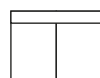
Art. Code:



width•depth•height  
90x93x89

## 2-MODULE 130

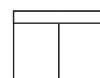
Art. Code:



width•depth•height  
130x93x89

## 2-MODULE 140

Art. Code:



width•depth•height  
140x93x89

## 2-MODULE 150

Art. Code:



width•depth•height  
150x93x89

## 2,5-MODULE

Art. Code:



width•depth•height  
180x93x89

## 3-MODULE (2/2) 195

Art. Code:



width•depth•height  
195x93x89

## 3-MODULE (3/3) 195

Art. Code:



width•depth•height  
195x93x89

## 3-MODULE (2/2) 225

Art. Code:



width•depth•height  
225x93x89

## 3-MODULE (3/3) 225

Art. Code:



width•depth•height  
225x93x89

## C MODULE 90°

Art. Code:



width•depth•height  
100x100x89

## C MODULE 90° ROUND

Art. Code:



width•depth•height  
100x100x89

## C MODULE 90° DIAMOND

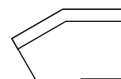
Art. Code:



width•depth•height  
100x100x89

## C MODULE 30°

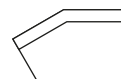
Art. Code:



width•depth•height  
154x119/93x89

## C MODULE 30° ROUND

Art. Code:



width•depth•height  
154x125/93x89

## CHL MODULE 65

Art. Code:



width•depth•height  
65x172x89

## CHL MODULE 75

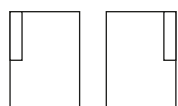
Art. Code:



width•depth•height  
75x172x89

## END PART MODULE L/R

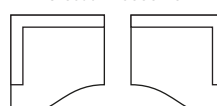
Art. Code L: 3000-1011  
Art. Code R: 3000-1012



width•depth•height  
96x116x89

## CORNER ENDPART MODULE L/R

Art. Code L: 3000-1011  
Art. Code R: 3000-1012



width•depth•height  
136x145x87

## FOOTSTOOL 1

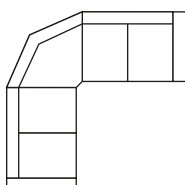
Art. Code:



width•depth•height  
65x60x48

## ARM 5+2-MODULE 130 +C MODULE 90° DIAMOND +2-MODULE 130+ARM 5

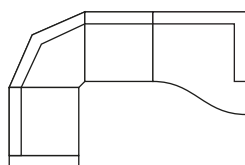
Art. Code L: 3000-1011  
Art. Code R: 3000-1012



width•depth•height  
244x244x89

## ARM 2+1,5-MODULE +C MODULE 90° DIAMOND +1,5-MODULE +CORNER ENDPART MODULE R

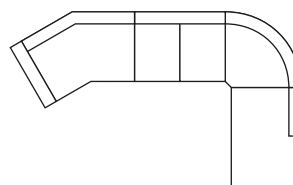
Art. Code L: 3000-1011  
Art. Code R: 3000-1012



width•depth•height  
326x206/145x89

## ARM 3+C MODULE 30° +2-MODULE 130 +C MODULE 90° ROUND +END PART MODULE R

Art. Code L: 3000-1011  
Art. Code R: 3000-1012



width•depth•height  
390x125/216x89