



UPHOLSTERY: KISS 11006-71 ASHGREY

FRAME

All structural parts of the frame are made of solidwood.

SEAT CUSHION

The core consists of bonnell and 35 kg (N160) highly elastic shape cut cold foam with a top of 50kg (N80) lazy foam.

The cushion is not reversible.

BACK CUSHION

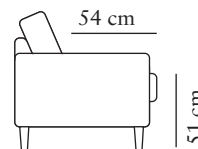
The inner cover is filled with siliconized fiber.

The cushion is reversible (not apply to leather).

UPHOLSTERY

The style is fixed cover and available with fabric and leather.

The cushion cover, in fabric, can be removed and washed according to washing and care instructions.



LEGS



COLOURS




White



White
Pigmented Oak




Oiled Oak



Oiled Walnut



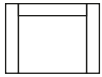
Colonial



Black

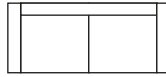
Measurements may vary +/-3%, depending on the choice of upholstery and combination.

ARM 1 +1,5-MODULE+ARM 1



width•depth•height
142x110x102

ARM 1+3-MODULE (2)+ARM 1



width•depth•height
239x110x102