



UPHOLSTERY: DAPHNE 11160-02 LINEN

## FRAME

All structural parts of the frame are made of solidwood.

## SEAT CUSHION

TOP: The inner cover is filled with a mix of siliconized fiber and feather.

The cushion is reversible (not apply to leather).

BOTTOM: Three layers of 44 kg (N180), 35 kg (N120) and 35 kg (N180) highly elastic shape cut cold foam with various elasticity, covered with fiber padding.

## BACK CUSHION

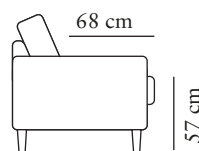
The inner cover is filled with a mix of siliconized fiber and feather.

The cushion is reversible (not apply to leather).

## UPHOLSTERY

The style is fixed cover and available with fabric and leather.

The cushion cover, in fabric, can be removed and washed according to washing and care instructions.



## LEGS



no 3

## COLOURS



Metal Chrome



Metal Black

Measurements may vary +/-3%, depending on the choice of upholstery and combination.

ARM 1+1,5-MODULE 90  
+1,5-MODULE 90+ARM 1



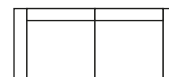
width•depth•height  
191x111x98

ARM 1+1,5-MODULE 100  
+1,5-MODULE 100+ARM 1



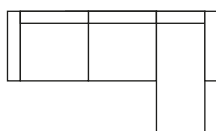
width•depth•height  
211x111x98

ARM 1+1,5-MODULE 120  
+1,5-MODULE 120+ARM 1



width•depth•height  
251x111x98

ARM 1+1,5-MODULE 100  
+1,5-MODULE 100  
+CHL MODULE+ARM 1



width•depth•height  
312x111/193x98

FOOTSTOOL 1



width•depth•height  
114x114x57

FOOTSTOOL 2



width•depth•height  
134x94x57