

LEXUZ 100

burhéns

www.burbens.com



FRAME

All structural parts of the frame are made of solidwood.

SEAT CUSHION

The core consists of 35 kg (N120) highly elastic shape cut cold foam with a siliconized fiber and feather top.

The cushion is reversible.

BACK CUSHION

Casual

The core consists of 23 kg (N60) highly elastic shape cut cold foam with a siliconized fiber and feather top.

Chill

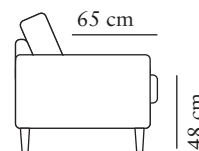
The inner cover is filled with a mix of siliconized fiber and feather.

The cushion is reversible.

UPHOLSTERY

The style is fixed cover and available with fabric and leather.

The cushion cover, in fabric, can be removed and washed according to washing and care instructions.



LEGS



no 1

no 2

no 3

no 4



no 5

COLOURS



White

White
Pigmented Oak

Oiled Oak

Oiled Walnut



Colonial



Black



Metal Chrome

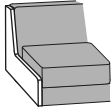
LEXUZ 100

burhéns

www.burbens.com

Measurements may vary +/-3%, depending on the choice of upholstery and combination.

ARMREST ENDPART



width
3 cm

ARMREST 1



width•depth•height
22x99x63

ARMREST 2



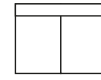
width•depth•height
25x99x58

1,5-MODULE



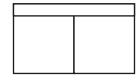
width•depth•height
100x102x92

2-MODULE



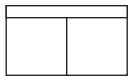
width•depth•height
130x102x92

2,5-MODULE 170



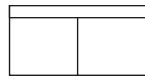
width•depth•height
170x102x92

2,5-MODULE 180



width•depth•height
180x102x92

3-MODULE (2)



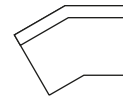
width•depth•height
195x102x92

C MODULE 90°



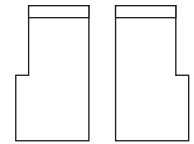
width•depth•height
113x113x92

C MODULE 30°



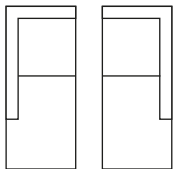
width•depth•height
139x123/102x92

CHL MODULE XL L/R



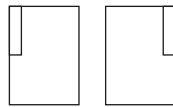
width•depth•height
85/114x184x92

DIVAN MODULE L/R



width•depth•height
102x231x92

END PART MODULE L/R



width•depth•height
102x131x92

FOOTSTOOL 1



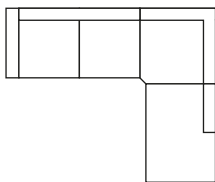
width•depth•height
80x60x48

FOOTSTOOL 2



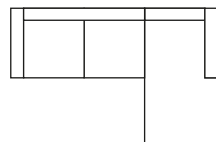
width•depth•height
120x80x48

ARM 2+2,5-MODULE 180
+C MODULE 90°
+END PART MODULE R



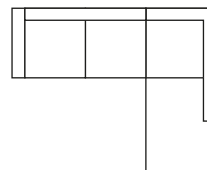
width•depth•height
318x102/244x92

ARM 1+2,5-MODULE 170
+CHL MODULE XL R+ARM 1



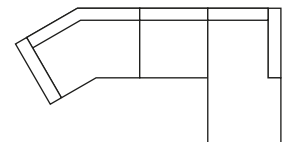
width•depth•height
300x102/184x92

ARM 1+2,5-MODULE 180
+DIVAN MODULE R



width•depth•height
304x102/231x92

ARM 1+C MODULE 30°
+1,5 MODULE
+CHL MODULE XL R+ARM 1



width•depth•height
365x134/184x92