



FRAME

All structural parts of the frame are made of solidwood.

SEAT CUSHION

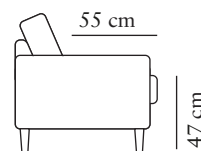
The core consists of 35 kg highly elastic shape cut cold foam, covered with fiber padding.

BACK CUSHION

The core consists of 35 kg polyether covered with fiber padding.

UPHOLSTERY

The style is fixed cover and available with fabric and leather.



LEGS



COLOURS




Measurements may vary +/-3%, depending on the choice of upholstery and combination.

1-SEATER



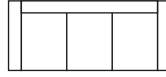
width•depth•height
82x100x96

2-SEATER



width•depth•height
164x100x96

3-SEATER (3)



width•depth•height
193x100x96

FOOTSTOOL 1



width•depth•height
64x44x48