



FRAME

All structural parts of the frame are made of solidwood.

SEAT CUSHION

The core consists of 35 kg (N120) highly elastic shape cut cold foam with a siliconized fiber and feather top.

The cushion is reversible.

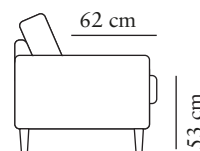
BACK CUSHION

The core consists of 30 kg (N40) highly elastic shape cut cold foam, covered with fiber padding.

UPHOLSTERY

The style is fixed cover and available with fabric and leather.

The cushion cover, in fabric, can be removed and washed according to washing and care instructions.



LEGS



Front



Back



brass



chrome
Wheels



copper


COLOURS



White



White
Pigmented Oak



Oiled Oak



Oiled Walnut



Colonial



Black

Measurements may vary +/-3%, depending on the choice of upholstery and combination.

1-SEATER



width•depth•height
89x102x88

2-SEATER



width•depth•height
160x102x88

3-SEATER (2)



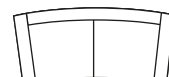
width•depth•height
219x102x88

2-SEATER CURVED



width•depth•height
185x108x88

3-SEATER CURVED (2)



width•depth•height
247x115x88

FOOTSTOOL



width•depth•height
65x60x52