



FRAME

All structural parts of the frame are made of solidwood.

SEAT CUSHION

Comfort C1

The core consists of 35 kg highly elastic shape cut cold foam, covered with fiber padding.

Comfort C3

The core consists of 35 kg highly elastic shape cut cold foam with a siliconized fiber and feather top.

The cushion is reversible.

BACK CUSHION

Comfort C1

The inner cover is filled with siliconized fiber.

Comfort C4

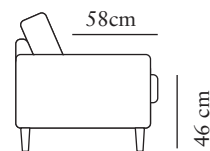
The core consists of 30 kg highly elastic shape cut cold foam with a siliconized fiber and feather top.

The cushion is reversible.

UPHOLSTERY

The style is fixed cover and available with fabric and leather.

The cushion cover, in fabric, can be removed and washed according to washing and care instructions.



LEGS



No 1



No 3

COLOURS



White



White
Pigmented Oak



Oiled Oak




Oiled Walnut



Colonial



Black



Metal

Measurements may vary +/-3%, depending on the choice of upholstery and combination.

ARMREST 1



width•depth•height
12x99x49

ARMREST 2



width•depth•height
18x99x49

ARMREST 3



width•depth•height
16x99x50

1-MODULE 58



width•depth•height
58x102x90

1-MODULE 66



width•depth•height
66x102x90

1-MODULE 77



width•depth•height
77x102x90

1,5-MODULE 91



width•depth•height
91x102x90

1,5-MODULE 104



width•depth•height
104x102x90

2-MODULE 116



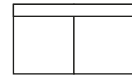
width•depth•height
116x102x90

2-MODULE 132



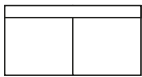
width•depth•height
132x102x90

2,5-MODULE 154



width•depth•height
154x102x90

3-MODULE (2) 182



width•depth•height
182x102x90

C MODULE 90°



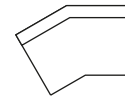
width•depth•height
113x113x90

C MODULE 90° ROUND



width•depth•height
117x117x90

C MODULE 30°



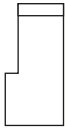
width•depth•height
135x121/102x90

CHL MODULE



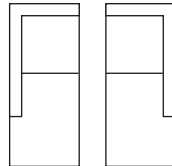
width•depth•height
96x187x90

CHL MODULE L/R



width•depth•height
91/113x190x90

DIVAN MODULE L/R



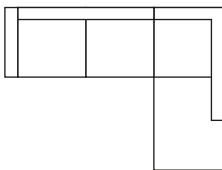
width•depth•height
103x231x90

FOOTSTOOL



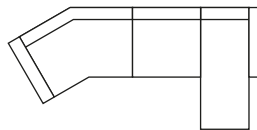
width•depth•height
82x62x50

ARM 3+3-MODULE (2) 182
+DIVAN MODULE R



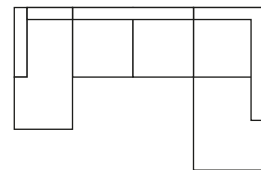
width•depth•height
297x231/102x90

ARM 1+C MODULE 30°
+1,5 MODULE 104
+CHL MODULE+ARM 1



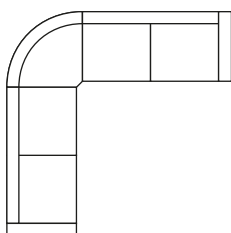
width•depth•height
355x128/187x90

ARM 2+CHL MODULE L/R
+2,5-MODULE 154
+DIVAN MODULE R



width•depth•height
363x190/231x90

ARM 3+3-MODULE (2) 182
+C MODULE 90° ROUND
+3-MODULE (2) 182+ARM 3



width•depth•height
315/102x315/102x90