



UPHOLSTERY: JUKE 11043-49 NIGHTSHADE

FRAME

All structural parts of the frame are made of solidwood.

SEAT CUSHION

The core consists of three layers of 35 kg (N120), 44 kg (N42) and 35 kg (N120) highly elastic shape cut cold foam with various thicknesses, covered with fiber padding.

The cushion is reversible.

BACK CUSHION

Casual

The core consists of three layers of 30 kg (N040), 35 kg (N120) and 30 kg (N040) highly elastic shape cut cold foam with various thicknesses, covered with fiber padding.

Chill

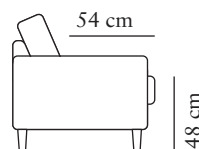
The inner cover is filled with siliconized fiber.

The cushion is reversible.


UPHOLSTERY

The style is fixed cover and available with fabric and leather.

The cushion cover, in fabric, can be removed and washed according to washing and care instructions.



LEGS



COLOURS



ADDISON

burhéns

www.burbens.com

Measurements may vary +/-3%, depending on the choice of upholstery and combination.

ARMREST 1



width•depth•height
10x85x60

ARMREST 2



width•depth•height
17x85x60

ARMREST 3



width•depth•height
22x85x57

1-MODULE



width•depth•height
75x90x87

2-MODULE



width•depth•height
142x90x87

3-MODULE (3)



width•depth•height
212x90x87

C MODULE 90°



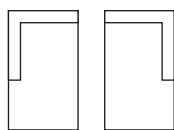
width•depth•height
101x101x87

CHL MODULE



width•depth•height
74x146x87

DIVAN MODULE L/R



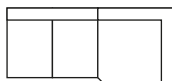
width•depth•height
88x145x87

FOOTSTOOL



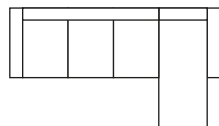
width•depth•height
81x61x46

2-MODULE
+C MODULE 90°



width•depth•height
245x90/101x87

ARM 1+3-MODULE (3)
+CHL MODULE+ARM 1



width•depth•height
302x90/146x87