



UPHOLSTERY: XENIAN 11051-27 KOMBU GREEN

FRAME

All structural parts of the frame are made of solidwood.

SEAT CUSHION

Three layers of 35 kg (N120), 35 kg (N180) and 35 kg (N120) highly elastic shape cut cold foam with various elasticity, covered with fiber padding.

The cushion is reversible.

BACK CUSHION

The core consists of 30 kg (N040) highly elastic shape cut cold foam, covered with fiber padding.

The cushion is reversible.

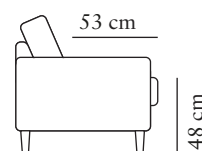
UPHOLSTERY

The style is fixed cover and available with fabric and leather.

The cushion cover, in fabric, can be removed and washed according to washing and care instructions.

OTHERS

The model is available with buttons.



LEGS



COLOURS



TOULOUSE

burhéns

www.burbens.com

Measurements may vary +/-3%, depending on the choice of upholstery and combination.

ARMREST



width•depth•height
20x89x62

1-MODULE 65



width•depth•height
65x93x89

1-MODULE 75



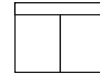
width•depth•height
75x93x89

1,5-MODULE



width•depth•height
90x93x89

2-MODULE 130



width•depth•height
130x93x89

2-MODULE 140



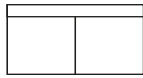
width•depth•height
140x93x89

2-MODULE 150



width•depth•height
150x93x89

2,5-MODULE



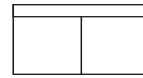
width•depth•height
180x93x89

3-MODULE (2) 195



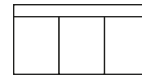
width•depth•height
195x93x89

3-MODULE (2) 225



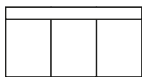
width•depth•height
225x93x89

3-MODULE (3) 195



width•depth•height
195x93x89

3-MODULE (3) 225



width•depth•height
225x93x89

C MODULE 90°



width•depth•height
100x100x89

C MODULE 90° ROUND



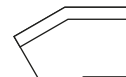
width•depth•height
100x100x89

C MODULE 90° DIAMOND



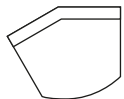
width•depth•height
100x100x89

C MODULE 30°



width•depth•height
154x119/93x89

C MODULE 30° ROUND



width•depth•height
154x125/93x89

CHL MODULE 65



width•depth•height
65x161x89

CHL MODULE 75



width•depth•height
75x161x89

END PART MODULE L/R



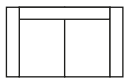
width•depth•height
96x116x89

FOOTSTOOL




width•depth•height
65x60x48

ARM+2-MODULE+ARM



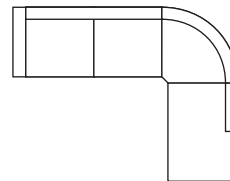
width•depth•height
180x93x89

ARM+2,5-MODULE+ARM



width•depth•height
220x93x89

ARM+2,5 MODULE
+C MODULE 90 ° ROUND
+END PART MODULE R



width•depth•height
302x93/216x89