



## FRAME

All structural parts of the frame are made of solidwood.

## SEAT CUSHION

Comfort C1

The core consists of 35 kg highly elastic shape cut cold foam, covered with fiber padding.

Comfort C3

The core consists of 35 kg highly elastic shape cut cold foam with a siliconized fiber and feather top.

The cushion is reversible.

## BACK CUSHION

Comfort C1

The inner cover is filled with siliconized ballfiber.

Comfort C4

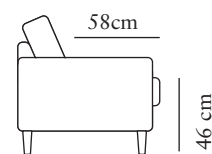
The core consists of 30 kg highly elastic shape cut cold foam with a siliconized fiber and feather top.

The cushion is reversible.

## UPHOLSTERY

The style is fixed cover and available with fabric and leather.

The cushion cover, in fabric, can be removed and washed according to washing and care instructions.



## LEGS



No 1



No 3

## COLOURS



White



White  
Pigmented Oak



Oiled Oak



Oiled Walnut



Colonial



Black



Metal

Measurements may vary +/-3%, depending on the choice of upholstery and combination.

ARMREST 1



width•depth•height  
12x99x49

ARMREST 2



width•depth•height  
18x99x49

ARMREST 3



width•depth•height  
16x99x50

1-MODULE 58



width•depth•height  
58x102x90

1-MODULE 66



width•depth•height  
66x102x90

1-MODULE 77



width•depth•height  
77x102x90

1,5-MODULE 91



width•depth•height  
91x102x90

1,5-MODULE 104



width•depth•height  
104x102x90

2-MODULE 116



width•depth•height  
116x102x90

2-MODULE 132



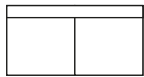
width•depth•height  
132x102x90

2,5-MODULE 154



width•depth•height  
154x102x90

3-MODULE (2) 182



width•depth•height  
182x102x90

C MODULE 90°



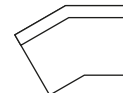
width•depth•height  
113x113x90

C MODULE 90° ROUND



width•depth•height  
117x117x90

C MODULE 30°



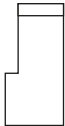
width•depth•height  
135x121/102x90

CHL MODULE



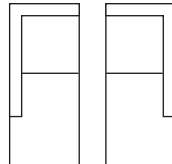
width•depth•height  
96x187x90

CHL MODULE L/R



width•depth•height  
91/113x190x90

DIVAN MODULE L/R



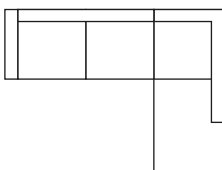
width•depth•height  
103x231x90

FOOTSTOOL



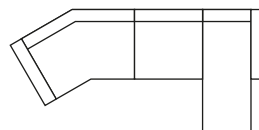
width•depth•height  
82x62x50

ARM 3+3-MODULE (2) 182  
+DIVAN MODULE R



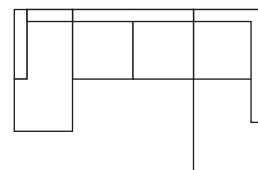
width•depth•height  
297x231/102x90

ARM 1+C MODULE 30°  
+1,5 MODULE 104  
+CHL MODULE+ARM 1



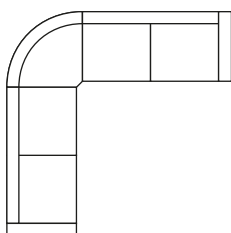
width•depth•height  
355x128/187x90

ARM 2+CHL MODULE L/R  
+2,5-MODULE 154  
+DIVAN MODULE R



width•depth•height  
363x190/231x90

ARM 3+3-MODULE (2) 182  
+C MODULE 90° ROUND  
+3-MODULE (2) 182+ARM 3



width•depth•height  
315/102x315/102x90